

Power Inductor

Single Winding, SMD CTX01-16025



SMD Device

Description:

- 150°C maximum total operating temperature
- 17.7 x 12.85 x 7.55mm maximum surface mount package
- Amorphous core material
- Closed magnetic path reduces EMI
- RoHS compliant
- Rugged mounting

Applications

- DC-DC converters
- Battery power
- Automotive systems
- Notebook/Desktop power
- Differential mode inductor
- Buck and boost converter



Environmental Data

- Storage temperature range: -40°C to +150 °C
- Operating temperature range: -40°C to +150°C (Range is application specific)
- Solder reflow temperature: +260°C maximum for 10 seconds maximum

Product Specifications

Part Number	Rated Inductance(μH)	OCL ⁽¹⁾ ± 25% (μH)	I _{rms} ⁽²⁾ Amps	I _{sat} ⁽³⁾ Amps	DCR ⁽⁴⁾ Ω Typ.	DCR ⁽⁴⁾ Ω Max.
CTX01-16025	120	120	2.0	1.7	0.052	0.062

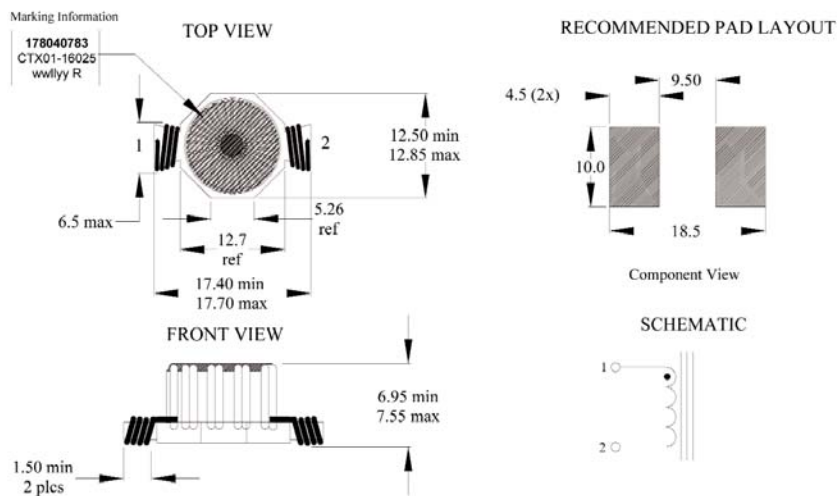
(1) Open circuit inductance test parameters: 100kHz, 0.10V, 0.0Adc, tolerance is ±25%

(3) I_{sat} Amps peak for approximately 30% rolloff @25°C

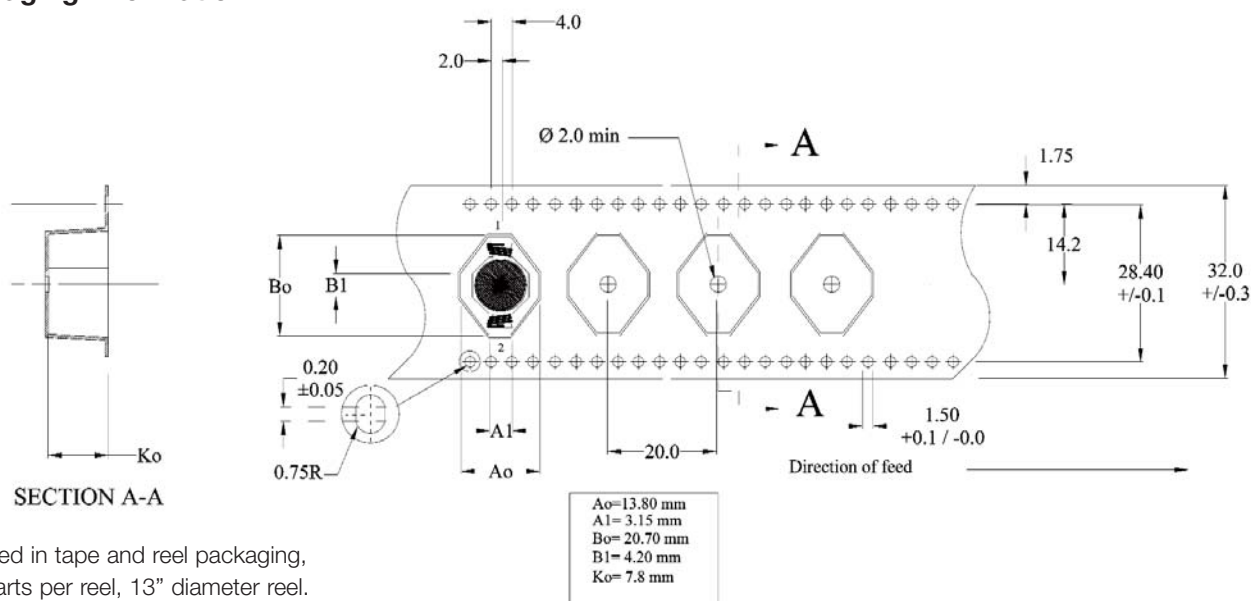
(2) I_{rms}: DC current for an approximate ΔT of 30°C without core loss. Derating is necessary for AC currents. PCB layout, trace thickness and width, air-flow, and proximity of other heat generating components will affect the temperature rise. It is recommended that the temperature of the part not exceed 150°C under worst case operating conditions verified in the end application.

(4) DCR limits @ 20°C.

Dimensions - mm



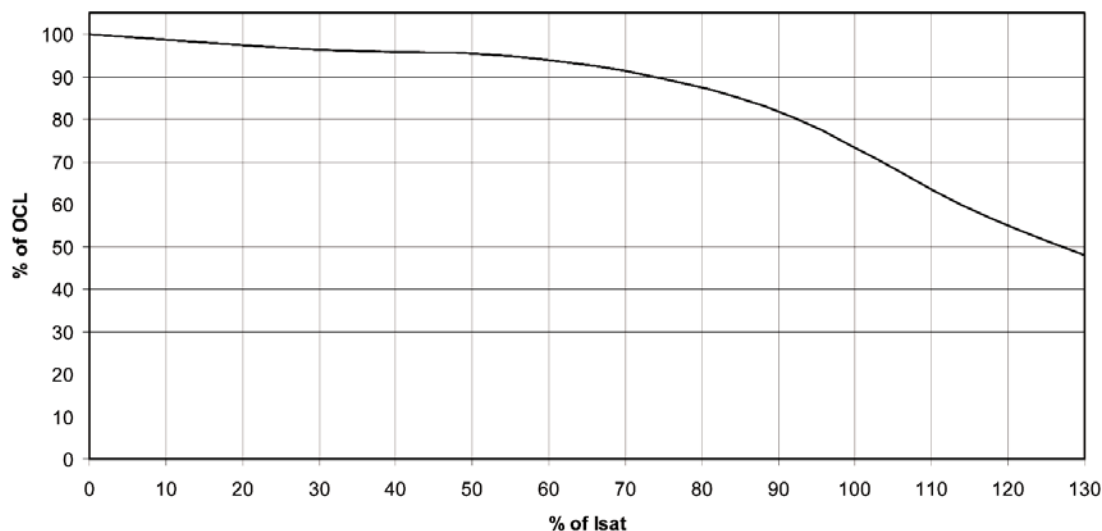
Packaging Information - mm



Supplied in tape and reel packaging,
400 parts per reel, 13" diameter reel.

Inductance Characteristics

OCL vs Isat



North America

Cooper Bussmann
1225 Broken Sound Parkway NW
Suite F
Boca Raton, FL 33487-3533
Tel: 1-561-998-4100
Fax: 1-561-241-6640
Toll Free: 1-888-414-2645

Cooper Bussmann
P.O. Box 14460
St. Louis, MO 63178-4460
Tel: 1-636-394-2877
Fax: 1-636-527-1607

Europe

Cooper Bussmann
Cooper (UK) Limited
Burton-on-the-Wolds
Leicestershire • LE12 5TH UK
Tel: +44 (0) 1509 882 737
Fax: +44 (0) 1509 882 786

Cooper Bussmann
Avda. Santa Eulalia, 290
08223
Terrassa, (Barcelona), Spain
Tel: +34 937 362 812
+34 937 362 813
Fax: +34 937 362 719

Asia Pacific

Cooper Bussmann
1 Jalan Kilang Timor
#06-01 Pacific Tech Centre
Singapore 159303
Tel: +65 278 6151
Fax: +65 270 4160

The only controlled copy of this Data Sheet is the electronic read-only version located on the Cooper Bussmann Network Drive. All other copies of this document are by definition uncontrolled. This bulletin is intended to clearly present comprehensive product data and provide technical information that will help the end user with design applications. Cooper Bussmann reserves the right, without notice, to change design or construction of any products and to discontinue or limit distribution of any products. Cooper Bussmann also reserves the right to change or update, without notice, any technical information contained in this bulletin. Once a product has been selected, it should be tested by the user in all possible applications.

Life Support Policy: Cooper Bussmann does not authorize the use of any of its products for use in life support devices or systems without the express written approval of an officer of the Company. Life support systems are devices which support or sustain life, and whose failure to perform, when properly used in accordance with instructions for use provided in the labeling, can be reasonably expected to result in significant injury to the user.